

**Site Usage**

**1,365** Visits

**62.93%** Bounce Rate

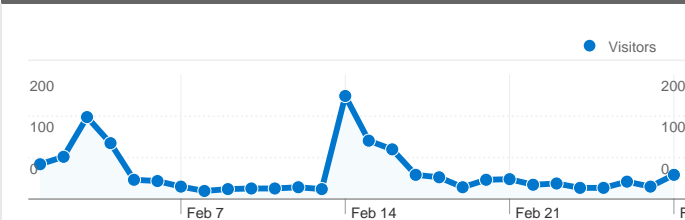
**2,442** Pageviews

**00:02:09** Avg. Time on Site

**1.79** Pages/Visit

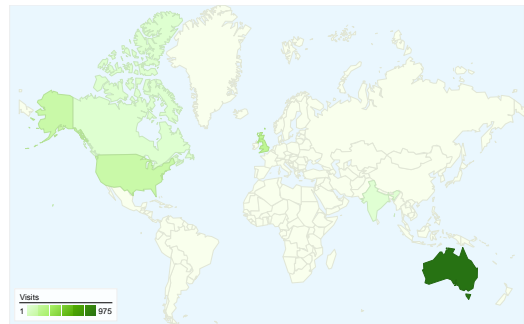
**66.01%** % New Visits

**Visitors Overview**

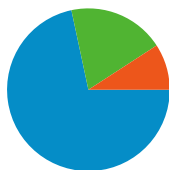


**Visitors**  
**1,020**

**Map Overlay**



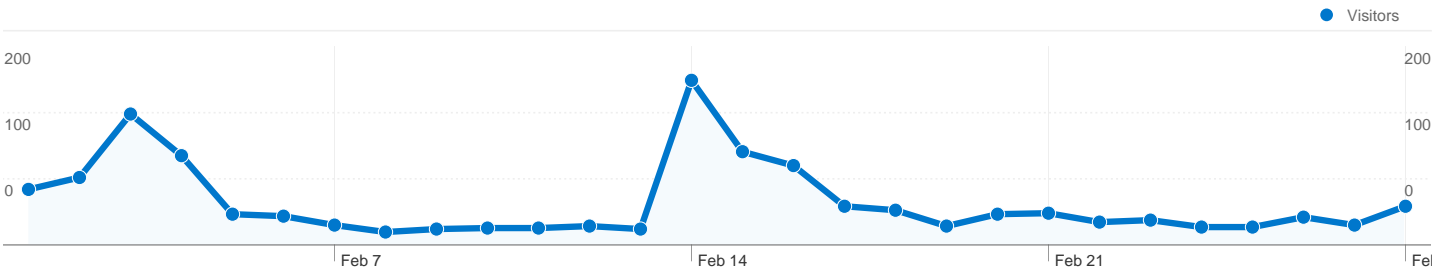
**Traffic Sources Overview**



- **Referring Sites**  
978.00 (71.65%)
- **Direct Traffic**  
262.00 (19.19%)
- **Search Engines**  
125.00 (9.16%)

**Content Overview**

Pages	Pageviews	% Pageviews
/	1,226	50.20%
/2011/for-sale-support-a-	378	15.48%
/2011/supporting-qld-flood-	56	2.29%
/advertise/options	52	2.13%
/advertise/businessofthemoth	46	1.88%



**1,020 people visited this site**

**1,365** Visits

**1,020** Absolute Unique Visitors

**2,442** Pageviews

**1.79** Average Pageviews

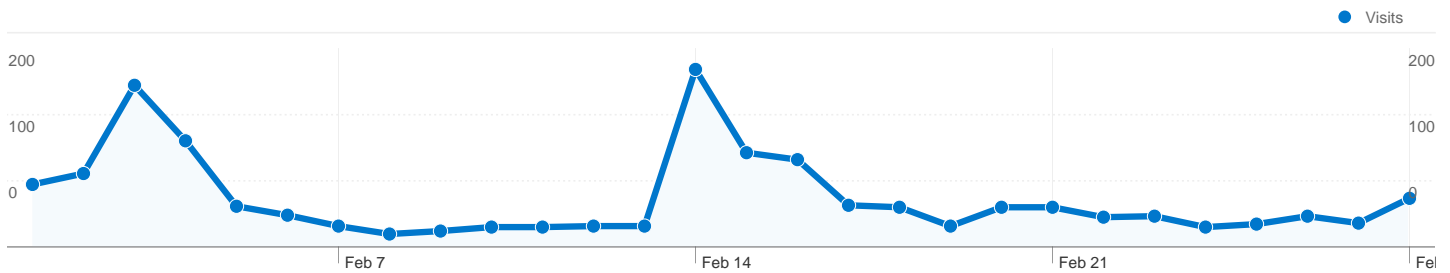
**00:02:09** Time on Site

**62.93%** Bounce Rate


**66.01%** New Visits

**Technical Profile**


Browser	Visits	% visits	Connection Speed	Visits	% visits
Internet Explorer	472	34.58%	Unknown	513	37.58%
Firefox	329	24.10%	Cable	407	29.82%
Chrome	230	16.85%	DSL	400	29.30%
Safari	213	15.60%	T1	35	2.56%
Mozilla Compatible Agent	110	8.06%	Dialup	8	0.59%

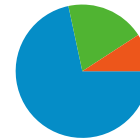


All traffic sources sent a total of 1,365 visits

 19.19% Direct Traffic

 71.65% Referring Sites

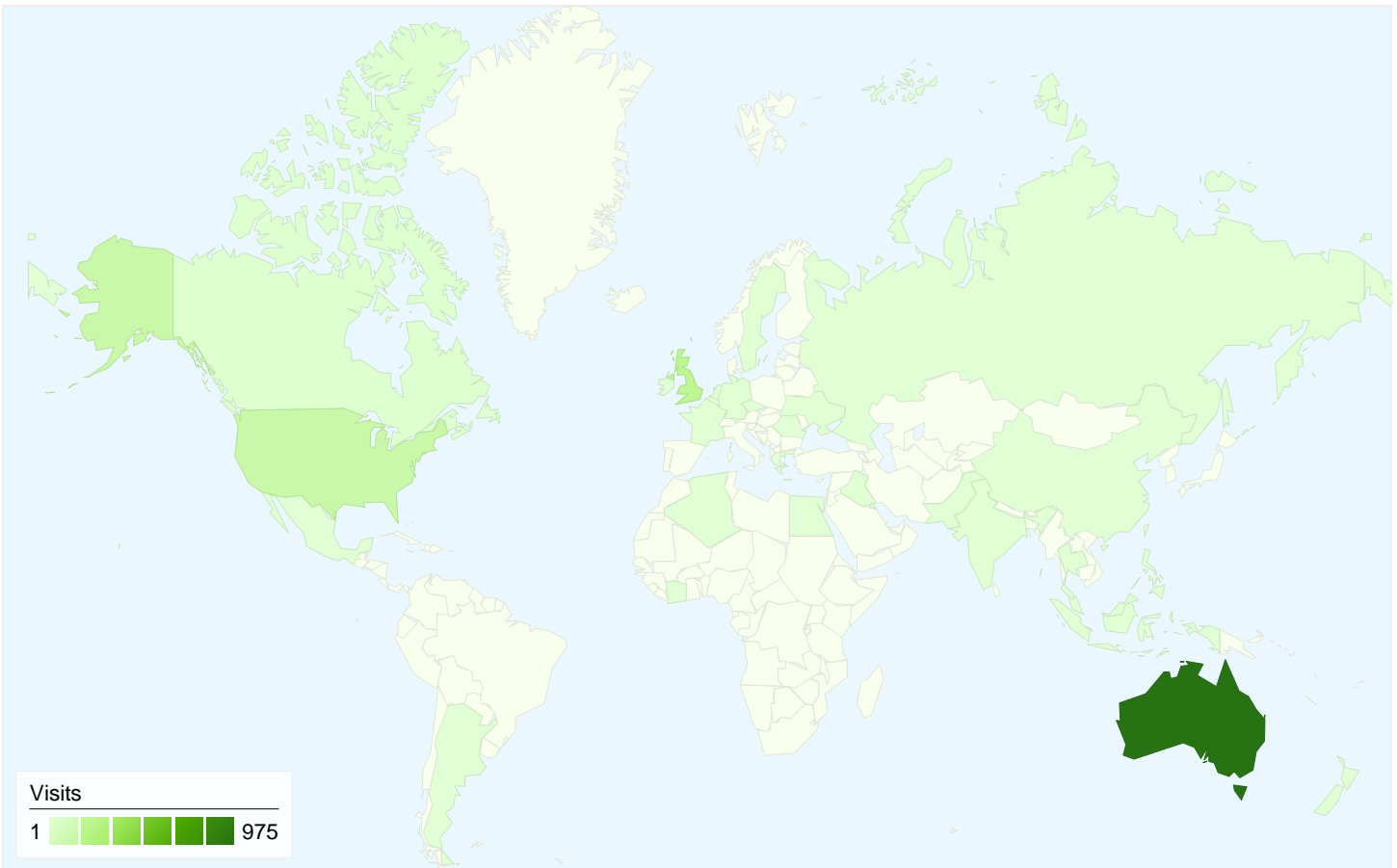
 9.16% Search Engines



- **Referring Sites**  
978.00 (71.65%)
- **Direct Traffic**  
262.00 (19.19%)
- **Search Engines**  
125.00 (9.16%)

## Top Traffic Sources

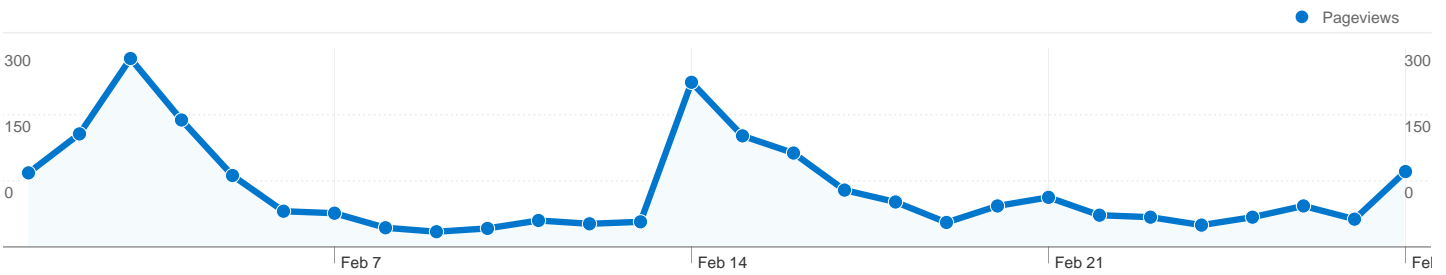
Sources	Visits	% visits	Keywords	Visits	% visits
facebook.com (referral)	787	57.66%	wahp	14	11.20%
(direct) ((none))	262	19.19%	support a wahp	13	10.40%
google (organic)	115	8.42%	thank you for your application	3	2.40%
google.com.au (referral)	26	1.90%	bright star kid agent	2	1.60%
m.facebook.com (referral)	16	1.17%	http://www.google.com/search?	2	1.60%



**1,365 visits came from 34 countries/territories**

Site Usage						
Visits	Pages/Visit	Avg. Time on Site	% New Visits	Bounce Rate		
<b>1,365</b> % of Site Total: 100.00%	<b>1.79</b> Site Avg: 1.79 (0.00%)	<b>00:02:09</b> Site Avg: 00:02:09 (0.00%)	<b>65.93%</b> Site Avg: 66.01% (-0.11%)	<b>62.93%</b> Site Avg: 62.93% (0.00%)		
Country/Territory	Visits	Pages/Visit	Avg. Time on Site	% New Visits	Bounce Rate	
Australia	<b>975</b>	1.80	00:01:52	61.13%	61.33%	
United Kingdom	<b>191</b>	1.87	00:04:18	69.63%	68.06%	
United States	<b>128</b>	1.67	00:01:35	83.59%	63.28%	
Canada	<b>13</b>	2.38	00:01:46	100.00%	69.23%	
India	<b>6</b>	1.67	00:02:36	83.33%	50.00%	
New Zealand	<b>6</b>	1.50	00:00:53	100.00%	50.00%	
(not set)	<b>5</b>	1.40	00:01:33	60.00%	60.00%	
Iraq	<b>4</b>	2.00	00:04:09	75.00%	50.00%	
Sweden	<b>4</b>	1.25	00:00:08	75.00%	75.00%	

Belgium	<b>3</b>	2.67	00:02:56	33.33%	33.33%
					1 - 10 of 34



**Pages on this site were viewed a total of 2,442 times**

**2,442** Pageviews

**1,927** Unique Views

**62.93%** Bounce Rate

**Top Content**

Pages	Pageviews	% Pageviews
/	1,226	50.20%
/2011/for-sale-support-a-wahp.html	378	15.48%
/2011/supporting-qld-flood-victims.html	56	2.29%
/advertise/options	52	2.13%
/advertise/businessofthemonth	46	1.88%