

**Site Usage**

**1,962** Visits

**73.65%** Bounce Rate

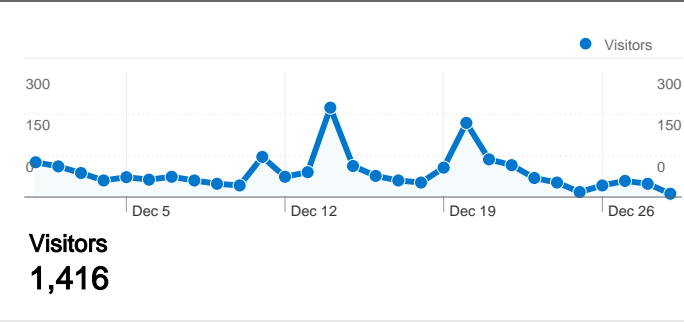
**3,284** Pageviews

**00:02:19** Avg. Time on Site

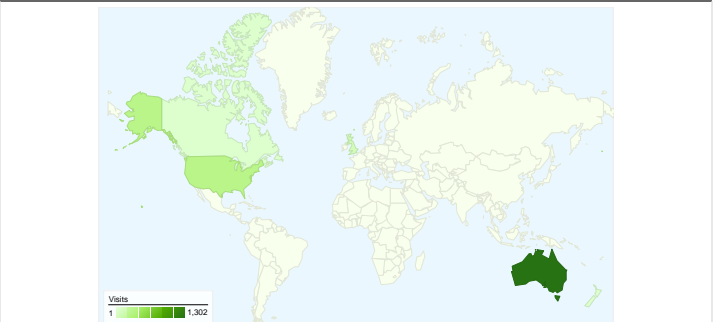
**1.67** Pages/Visit

**63.71%** % New Visits

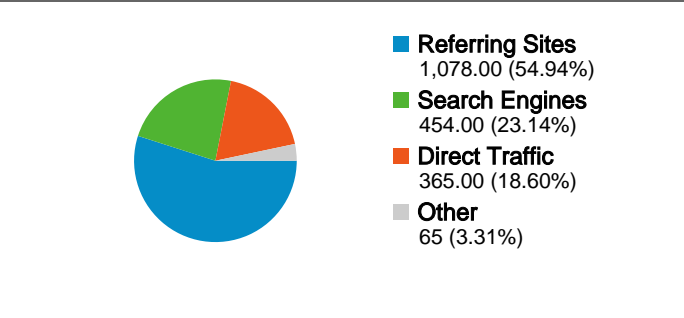
**Visitors Overview**



**Map Overlay**

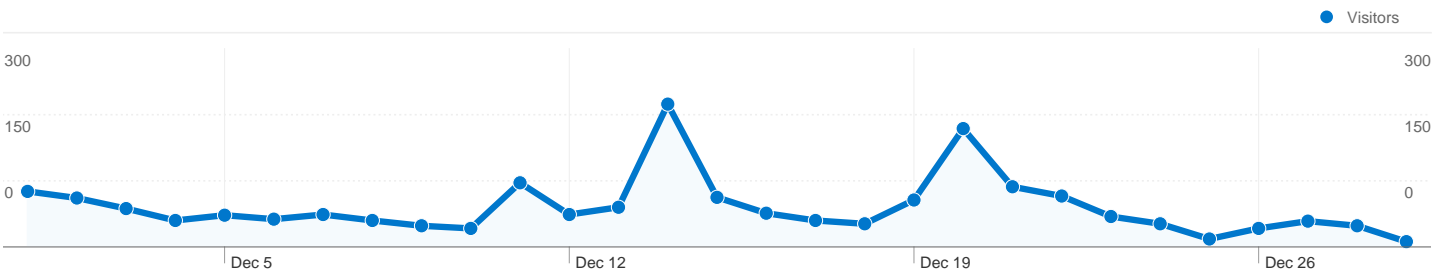


**Traffic Sources Overview**



**Content Overview**

Pages	Pageviews	% Pageviews
/	996	30.33%
/divinginbook	151	4.60%
/thank-you-for-subscribing	119	3.62%
/2011/5-ways-to-leverage-	92	2.80%
/2011/in-the-spotlight-	76	2.31%



**1,416 people visited this site**

**1,962** Visits

**1,416** Absolute Unique Visitors

**3,284** Pageviews

**1.67** Average Pageviews

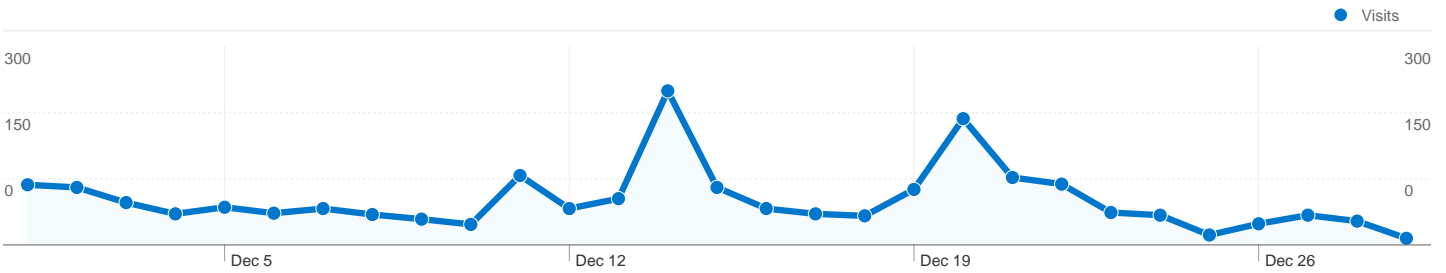
**00:02:19** Time on Site

**73.65%** Bounce Rate




**63.71%** New Visits

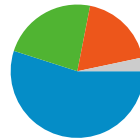
**Technical Profile**

Browser	Visits	% visits
Firefox	515	26.25%
Safari	433	22.07%
Internet Explorer	431	21.97%
Chrome	425	21.66%
Mozilla Compatible Agent	115	5.86%



All traffic sources sent a total of 1,962 visits

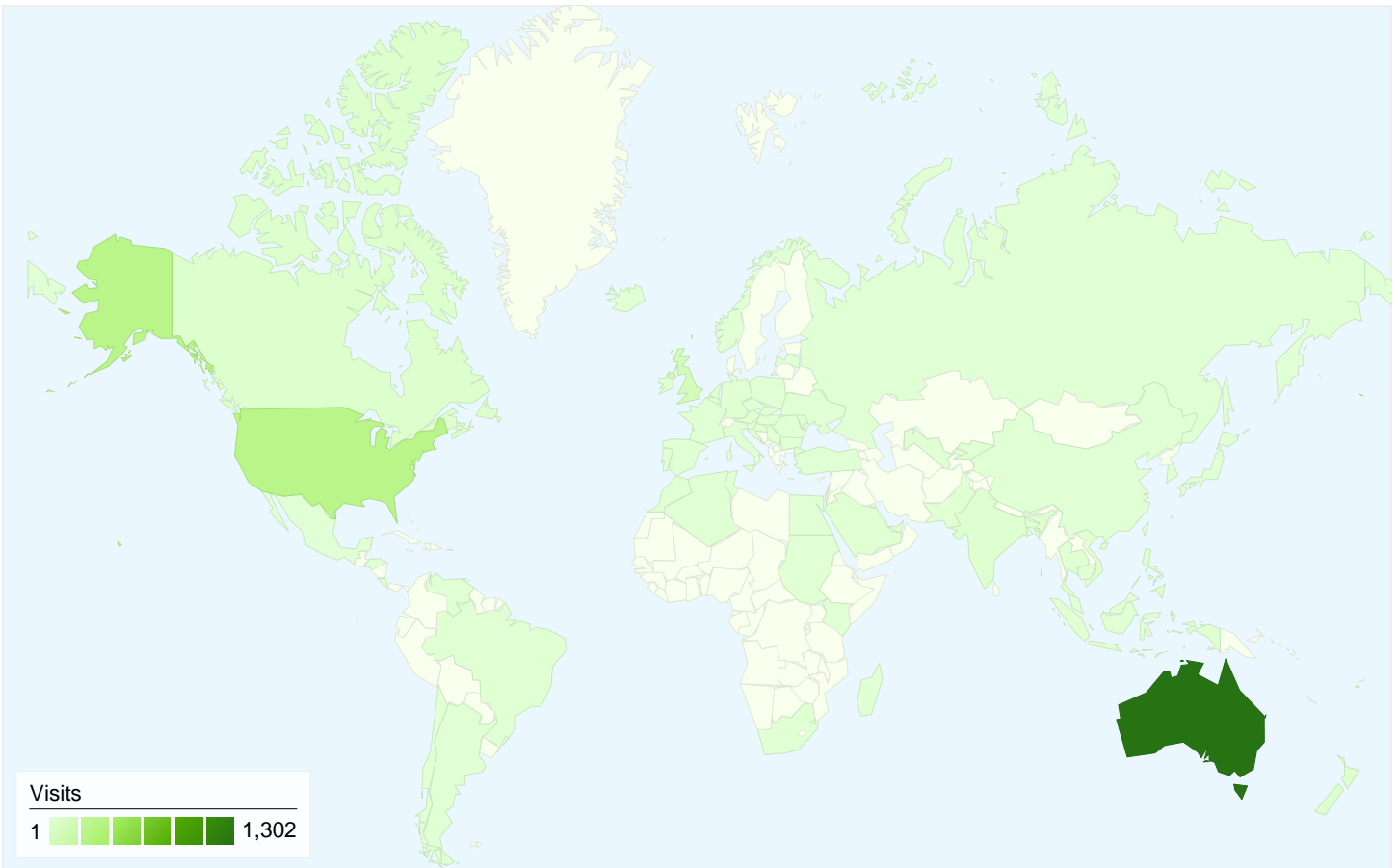
-  18.60% Direct Traffic
-  54.94% Referring Sites
-  23.14% Search Engines



- **Referring Sites**  
1,078.00 (54.94%)
- **Search Engines**  
454.00 (23.14%)
- **Direct Traffic**  
365.00 (18.60%)
- **Other**  
65 (3.31%)

## Top Traffic Sources

Sources	Visits	% visits	Keywords	Visits	% visits
facebook.com (referral)	417	21.25%	(not provided)	45	9.91%
google (organic)	399	20.34%	support a wahp	24	5.29%
(direct) ((none))	365	18.60%	wahp	17	3.74%
theage.com.au (referral)	200	10.19%	iwipa	6	1.32%
networkedblogs.com (referral)	108	5.50%	support awahp	6	1.32%

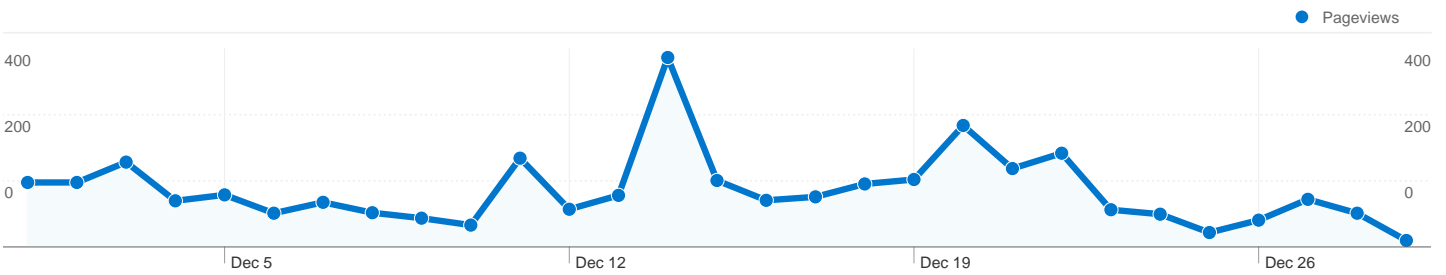


**1,962 visits came from 72 countries/territories**

Site Usage

Country/Territory	Visits	Pages/Visit	Avg. Time on Site	% New Visits	Bounce Rate
<b>Visits</b> <b>1,962</b> % of Site Total: 100.00%	<b>Pages/Visit</b> <b>1.67</b> Site Avg: 1.67 (0.00%)	<b>Avg. Time on Site</b> <b>00:02:19</b> Site Avg: 00:02:19 (0.00%)	<b>% New Visits</b> <b>63.76%</b> Site Avg: 63.71% (0.08%)	<b>Bounce Rate</b> <b>73.65%</b> Site Avg: 73.65% (0.00%)	
Australia	1,302	1.87	00:03:04	55.38%	70.20%
United States	291	1.32	00:01:07	86.94%	79.38%
United Kingdom	100	1.39	00:01:03	44.00%	78.00%
Canada	25	1.24	00:00:32	88.00%	88.00%
New Zealand	24	1.21	00:00:18	83.33%	79.17%
India	21	1.19	00:00:40	100.00%	85.71%
Philippines	21	1.24	00:00:36	80.95%	80.95%
South Africa	8	1.38	00:02:51	100.00%	62.50%
Indonesia	8	1.38	00:00:06	75.00%	87.50%


Portugal	8	1.12	00:00:03	50.00%	87.50%
					1 - 10 of 72



**Pages on this site were viewed a total of 3,284 times**

 **3,284** Pageviews

 **2,663** Unique Views

 **73.72%** Bounce Rate

## Top Content

Pages	Pageviews	% Pageviews
/	996	30.33%
/divinginbook	151	4.60%
/thank-you-for-subscribing	119	3.62%
/2011/5-ways-to-leverage-pinterest-for-your-business.html	92	2.80%
/2011/in-the-spotlight-shutterbubs-photography.html	76	2.31%